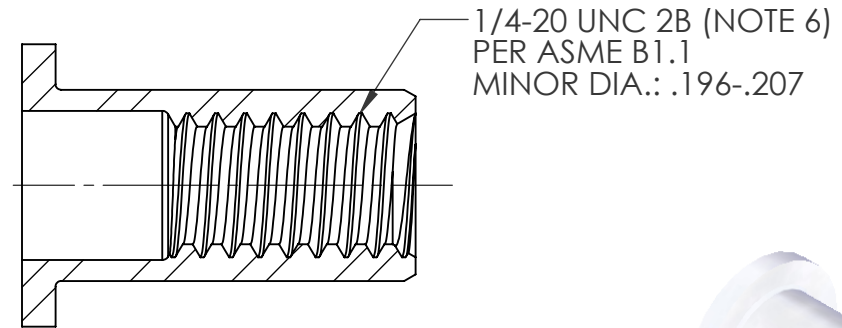
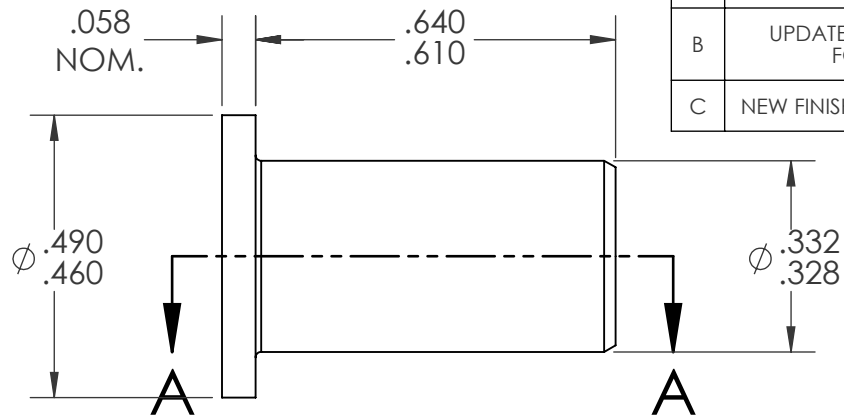
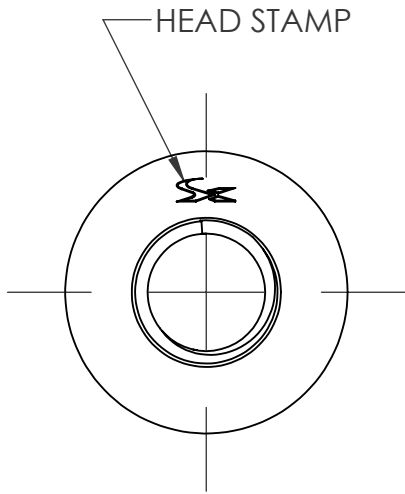


REVISIONS			
REV.	DESCRIPTION	DATE	ECN
A	INITIAL RELEASE	8/11/03	
B	UPDATE TO CURRENT FORMAT	6/2/10	1316
C	NEW FINISH PER SFS-01-001	1/23/15	1749



NOTE:

- GRIP RANGE: .020 - .080
- HOLE SIZE: .332 +.006/-.000 AFTER ALL APPLIED FINISHES.
- INSTALLED LENGTH: .450 REF.
- LUBRICATION: NONE
- INSTALLATION TOOL: SPIN-PULL
- MAY BE PRODUCED TO 3B THREAD CLASS DEPENDING ON THE MANUFACTURING LOT NUMBER OR CUSTOMER REQUIREMENT. SPECIFIC CLASS AVAILABLE UPON REQUEST.

SECTION A-A

PROPRIETARY AND CONFIDENTIAL

THIS DRAWING, AND THE INFORMATION CONTAINED HEREIN, ARE THE PROPERTY OF SHEREX AND ARE NOT TO BE USED IN ANY MANNER DETRIMENTAL TO THE INTEREST OF THE COMPANY.

SHEREX RESERVES THE RIGHT TO REVISE PART/DRAWING WITHOUT NOTICE.

		UNLESS OTHERWISE SPECIFIED: DIMENSIONS ARE IN INCHES TOLERANCES: ANGULAR: MACH ± 1 BEND ± 1 TWO PLACE DECIMAL $\pm .01$ THREE PLACE DECIMAL $\pm .005$		NAME	DATE
		INTERPRET GEOMETRIC TOLERANCING PER: ASME Y14.5M-1994		DRAWN	JLA 8/11/03
		MATERIAL C1008/C1010		CHECKED	
		FINISH ZINC PLATE W/CLEAR TRIVALENT CHROMATE PER SFS-01-001		ENG APPR.	JLA 8/11/03
NEXT ASSY	USED ON			MFG APPR.	AJP 8/11/03
		APPLICATION		Q.A.	
		DO NOT SCALE DRAWING		COMMENTS:	
				E-mail: info@sherex.com www.sherex.com Phone: 866-474-3739 Fax: 716-875-0358	



TITLE:

FLAT HEAD OPEN END

SIZE A	DWG. NO. CA-2520S-080	REV C
------------------	--------------------------	----------

SCALE: 3:1 WEIGHT: .0046 kg SHEET 1 OF 1